





Hint for traffic safety

Nara Prefectural Police



Crossing the street

- Pedestrians should cross the street using the nearest pedestrian crossing.
- Before crossing the street, pedestrians should look far to the right, left and right to check for oncoming vehicle and ensure safety.
- Pedestrians should continue looking both ways when crossing the street. In particular, watch carefully for the oncoming vehicle from the left.




Crossing the street that have no traffic lights


- When crossing the pedestrian crossing that have no traffic right, pedestrian should let the driver know your intention to cross the street with using hand signals or eye contact, such as raising your hand or holding up your hand, or making eye contact.

Following traffic lights

- Do not cross the street when the light is red.
- Do not cross the street at yellow lights as they will soon turn red.
- Turn back or cross the street quickly when the light turns yellow on the way. At the green light, look right, left and right to make sure there is no oncoming vehicle.
- Pedestrians should not start crossing at flashing green lights for pedestrian signals as they have the same meaning as the yellow lights.



For vehicles

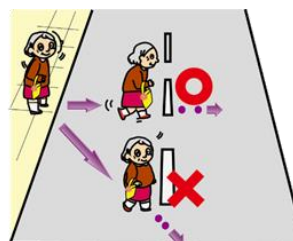


For pedestrians

Crossing the street safely

- Do not cross the street indicated with signs of no crossing.
- Do not cross immediately in front of or behind a vehicle.
- Do not cross diagonally, but cross straight and perpendicular.

※ exceptions(except at scrambled intersections where street signs or markings allow diagonal crossing)



No crossing sign



Please follow the Japanese rules for your safety.

